


gasser

BAR SEATING

2025





MINDFULLY MADE

Gasser has been manufacturing chairs in Youngstown, OH since 1946. We manufacture high-quality chairs while embracing our core values of being respectful, accountable, process-driven, and adaptable. It's a commitment to the things we believe in most...our people and your chair.

SIT DOWN – STAND OUT

Most chairs fill a space. Gasser chairs elevate them. Gorgeous finishes and fine tailoring make Gasser's chairs stand out above the rest. This is why our chairs call many of the most prestigious properties around the world home.

WHAT'S INSIDE MATTERS

Gasser invests the time and resources necessary to make chairs of the highest quality. This commitment requires using premium internal components and a quality assurance program in every step of the process. Add to that industry-leading customer service and it's clear how we maintain long-lasting partnerships.

CONTENTS

CONLEY	2
GEORGETOWN	4
GIBSON	6
HOLLYWOOD	8
IDORA	10
LANTERMAN	12
LEBARON	14
MYRA	16
NEWPORT	18
NORTHWOOD	19
PARK AVENUE	20
RIVERSIDE	22
ROMA	23
STEEL VALLEY	24
BACKLESS	26
OPTIONS & FINISHES	28



Gasser Chair is dedicated to operating in an environmentally responsible manner through conscientious action, by fostering awareness and accountability, and by continually seeking new ways to improve our practices.

Learn about our Sustainability Program at gasserchair.com/sustainability

CONLEY SERIES

EFFORTLESSLY ELEGANT

STANDARD FEATURES

Fully Upholstered Wraparound Backrest | Webbed Deck Seat with High-Density Molded Foam Cushion
All Hardwood Frame Construction with 'X' Stretchers | Flush Fit Metal Leg Sabots | Premium Carpet Glides
Optional Aluminum Frame Available | Coordinating Chairs Available



CNL-100-B
Hardwood Frame

APPROXIMATE DIMENSIONS:
Seat Height: 30.0 in
Seat Width: 18.0 in
Seat Depth: 18.0 in
Overall Height: 33.0 in
Overall Width: 22.0 in
Overall Depth: 24.0 in



CNL-100-B-M
Aluminum Frame

APPROXIMATE DIMENSIONS:
Seat Height: 30.0 in
Seat Width: 18.0 in
Seat Depth: 18.0 in
Overall Height: 33.0 in
Overall Width: 22.0 in
Overall Depth: 24.0 in



CNL-100-B

GEORGETOWN SERIES

ALLURING AESTHETIC

STANDARD FEATURES

Webbed Deck Seat with Easy Change Cushion | High-Density Molded Foam Seat Cushion
High-Strength Ribbed Aluminum Frame | Welded Frame Construction | Eco-Friendly Powder Coat Finish
Premium Carpet Glides | *Coordinating Stack Chairs & Armchair Available*



GTW-100-B
Round Back

APPROXIMATE DIMENSIONS:
Seat Height: 31.0 in
Seat Width: 17.0 in
Seat Depth: 16.5 in
Overall Height: 45.0 in
Overall Width: 20.0 in
Overall Depth: 23.5 in



GTW-102-B
Rectangular Back

APPROXIMATE DIMENSIONS:
Seat Height: 31.0 in
Seat Width: 17.0 in
Seat Depth: 16.5 in
Overall Height: 45.0 in
Overall Width: 20.0 in
Overall Depth: 23.5 in



GTW-101-B
Tapered Back

APPROXIMATE DIMENSIONS:
Seat Height: 31.0 in
Seat Width: 17.0 in
Seat Depth: 16.5 in
Overall Height: 45.0 in
Overall Width: 20.0 in
Overall Depth: 23.5 in



GTW-103-B
Square Back

Shown with Optional Crescent Hand Hold
APPROXIMATE DIMENSIONS:
Seat Height: 31.0 in
Seat Width: 17.0 in
Seat Depth: 16.5 in
Overall Height: 45.0 in
Overall Width: 20.0 in
Overall Depth: 23.5 in

GIBSON SERIES

BOLD REFINEMENT

STANDARD FEATURES

Powder Coated Aluminum Back Plate with Flex Back Action | High-Density Molded Foam Seat Cushion
Full-Rotational Swivel | Solid Aluminum Tapered 4-Leg Base with Circular Footrest (092) | Eco-Friendly Powder Coat Finish |
Premium Carpet Glides | Gasser's Protective Edge Feature (GIB-101-B Only) | *Coordinating Chairs Available*



GIB-100-B
Barrel Back

APPROXIMATE DIMENSIONS:
Seat Height: 30.5 in
Seat Width: 18.0 in
Seat Depth: 18.0 in
Overall Height: 39.0 in
Overall Width: 20.5 in
Overall Depth: 23.5 in



GIB-101-B
Flat Back

APPROXIMATE DIMENSIONS:
Seat Height: 30.5 in
Seat Width: 18.0 in
Seat Depth: 18.0 in
Overall Height: 39.0 in
Overall Width: 20.5 in
Overall Depth: 23.5 in

Shown with Optional Channel Sewn Tufting on Seat



GIB-100-B



Shown with Optional Channel Sewn Tufting on Seat

HOLLYWOOD SERIES

LASTING APPEAL

STANDARD FEATURES

Powder Coated Aluminum Back Plate with Flex Back Action | Wave Profile Seat with High-Density Molded Foam Cushion
Exposed Wood Back with Upholstered Inside Cushion | Solid Hardwood Frame Construction
Round Aluminum Stretchers | Premium Carpet Glides | *Optional Aluminum Frame Available | Coordinating Chairs Available*



HWD-100-B
Square Back | Hardwood Frame

APPROXIMATE DIMENSIONS:
Seat Height: 3.05 in
Seat Width: 18.0 in
Seat Depth: 17.5 in
Overall Height: 46.5 in
Overall Width: 18.0 in
Overall Depth: 22.5 in



HWD-100-B-M
Square Back | Aluminum Frame

APPROXIMATE DIMENSIONS:
Seat Height: 3.05 in
Seat Width: 18.0 in
Seat Depth: 17.5 in
Overall Height: 46.5 in
Overall Width: 18.0 in
Overall Depth: 22.5 in



HWD-101-B
Oval Back | Hardwood Frame

APPROXIMATE DIMENSIONS:
Seat Height: 3.05 in
Seat Width: 18.0 in
Seat Depth: 17.5 in
Overall Height: 46.5 in
Overall Width: 18.0 in
Overall Depth: 22.5 in



HWD-101-B-M
Oval Back | Aluminum Frame

APPROXIMATE DIMENSIONS:
Seat Height: 3.05 in
Seat Width: 18.0 in
Seat Depth: 17.5 in
Overall Height: 46.5 in
Overall Width: 18.0 in
Overall Depth: 22.5 in



IDORA

SLEEK AND STYLISH

STANDARD FEATURES

- Powder Coated Aluminum Back Plate with Flex Back Action
- Waterfall Contoured Seat with High-Density Molded Foam Cushion
- High-Strength Tapered Aluminum Legs
- Welded Frame Construction
- Eco-Friendly Powder Coat Finish
- Premium Carpet Glides
- Customizable Lattice Back Available
- Coordinating Stack Chair Available



IDO-102-B

APPROXIMATE DIMENSIONS:
Seat Height: 30.0 in
Seat Width: 17.0 in
Seat Depth: 18.5 in
Overall Height: 47.0 in
Overall Width: 17.0 in
Overall Depth: 23.0 in



IDO-103-B

LANTERMAN SERIES

HARDWOOD LUXURY

STANDARD FEATURES

- Solid Hardwood Frame Construction
- Decorative Head-to-Head Tacking
- Exposed Wood Perimeter on Backrest (LNT-105)
- Sprung Seat with High-Density Foam Cushion
- Premium Carpet Glides
- Full-Rotational Swivel
- Coordinating Chairs Available



LNT-103-B

APPROXIMATE DIMENSIONS:
Seat Height: 30.5 in
Seat Width: 17.5 in
Seat Depth: 17.0 in
Overall Height: 47.5 in
Overall Width: 20.0 in
Overall Depth: 24.5 in



LNT-100-B

APPROXIMATE DIMENSIONS:
Seat Height: 30.5 in
Seat Width: 17.5 in
Seat Depth: 17.0 in
Overall Height: 47.5 in
Overall Width: 20.0 in
Overall Depth: 24.5 in



LNT-105-B

APPROXIMATE DIMENSIONS:
Seat Height: 30.5 in
Seat Width: 17.5 in
Seat Depth: 17.0 in
Overall Height: 47.5 in
Overall Width: 20.0 in
Overall Depth: 24.5 in



STONEFRUIT SOCIAL,
ANN ARBOR, MI
NEWPORT BARSTOOL (NPT-303-B)

LEBARON SERIES

ENDURING COMFORT

STANDARD
FEATURES

Gasser’s Protective Edge Feature | Powder Coated Aluminum Back Plate with Flex Back Action
High-Density Molded Foam Seat Cushion | Solid Aluminum Tapered 4-Leg Base with Circular Footrest (092)
Full-Rotational Swivel | Eco-Friendly Powder Coat Finish | Premium Carpet Glides | *Coordinating Chairs Available*



LEB-100-B

APPROXIMATE DIMENSIONS:
Seat Height: 30.5 in
Seat Width: 18.0 in
Seat Depth: 17.0 in
Overall Height: 44.0 in
Overall Width: 21.0 in
Overall Depth: 22.0 in



LEB-102-B

APPROXIMATE DIMENSIONS:
Seat Height: 30.5 in
Seat Width: 18.0 in
Seat Depth: 17.0 in
Overall Height: 44.0 in
Overall Width: 21.0 in
Overall Depth: 22.0 in



LEB-104-B

APPROXIMATE DIMENSIONS:
Seat Height: 30.5 in
Seat Width: 20.5 in
Seat Depth: 17.5 in
Overall Height: 47.5 in
Overall Width: 23.5 in
Overall Depth: 24.0 in



LEB-101-B

APPROXIMATE DIMENSIONS:
Seat Height: 30.5 in
Seat Width: 18.0 in
Seat Depth: 17.0 in
Overall Height: 44.0 in
Overall Width: 21.0 in
Overall Depth: 22.0 in



LEB-103-B
Fully Upholstered Back

APPROXIMATE DIMENSIONS:
Seat Height: 30.5 in
Seat Width: 18.0 in
Seat Depth: 17.0 in
Overall Height: 44.0 in
Overall Width: 21.0 in
Overall Depth: 22.0 in



LEB-105-B

APPROXIMATE DIMENSIONS:
Seat Height: 31.0 in
Seat Width: 19.0 in
Seat Depth: 18.5 in
Overall Height: 45.5 in
Overall Width: 22.5 in
Overall Depth: 23.0 in



MYRA SERIES

REFASHIONED ERGONOMICS

STANDARD FEATURES

Fully Upholstered Compound Curve Backrest | Aluminum Tapered Leg Frame Design
Powder Coated Aluminum Backplate with Flex Back Action | Wave Profile Seat with High-Density Molded Foam Cushion
Eco-Friendly Powder Coat Finish | Premium Carpet Glides | *Optional Hardwood Frame Available | Coordinating Chairs Available*



MYR-202-B
Wing Back | Aluminum Frame

APPROXIMATE DIMENSIONS:
Seat Height: 30.5 in
Seat Width: 18.0 in
Seat Depth: 18.0 in
Overall Height: 48.0 in
Overall Width: 18.0 in
Overall Depth: 23.5 in



Shown with Optional Aluminum Finger Grip (FG-3)



MYR-203-B
Arched Top | Aluminum Frame

APPROXIMATE DIMENSIONS:
Seat Height: 30.5 in
Seat Width: 18.5 in
Seat Depth: 17.5 in
Overall Height: 47.5 in
Overall Width: 20.5 in
Overall Depth: 25.0 in



MYR-203-B-W
Arched Top | Hardwood Frame

APPROXIMATE DIMENSIONS:
Seat Height: 30.5 in
Seat Width: 18.5 in
Seat Depth: 17.5 in
Overall Height: 47.5 in
Overall Width: 20.5 in
Overall Depth: 25.0 in



NEWPORT

COMFORTABLY ELEGANT

STANDARD FEATURES

- Fully Upholstered Wraparound Backrest with Vertical Channel Sewn Detail
- Powder Coated Aluminum Back Plate with Flex Back Action
- Wave Profile Seat with High-Density Molded Foam Cushion
- Solid Aluminum Tapered 4-Leg Base with Circular Footrest (092)
- Full-Rotational Swivel
- Eco-Friendly Powder Coat Finish
- Premium Carpet Glides
- *Coordinating Chair Available*



NPT-303-B

APPROXIMATE DIMENSIONS:
Seat Height: 30.0 in
Seat Width: 18.5 in
Seat Depth: 17.0 in
Overall Height: 44.0 in
Overall Width: 19.5 in
Overall Depth: 23.5 in

NORTHWOOD

CLUBHOUSE SOPHISTICATION

STANDARD FEATURES

- Solid Hardwood Frame Construction
- Wave Profile Seat with High-Density Molded Foam Cushion
- Easy Change Seat and Backrest
- Premium Carpet Glides
- *Coordinating Chair Available*



NWD-100-B


APPROXIMATE DIMENSIONS:
Seat Height: 30.5 in
Seat Width: 20.5 in
Seat Depth: 18.5 in
Overall Height: 44.5 in
Overall Width: 24.5 in
Overall Depth: 24.0 in

PARK AVENUE SERIES

ELEVATED AESTHETIC

STANDARD FEATURES

Fully Upholstered Backrest | High-Strength Aluminum Frame Construction
Powder Coated Aluminum Back Plate with Flex Back Action | Wave Profile Seat with High-Density Molded Foam Cushion
Eco-Friendly Powder Coat Finish | *Coordinating Chairs Available*



PAV-100-B
Square Back

APPROXIMATE DIMENSIONS:
Seat Height: 30.5 in
Seat Width: 18.0 in
Seat Depth: 18.0 in
Overall Height: 48.0 in
Overall Width: 18.0 in
Overall Depth: 23.5 in



PAV-102-B
Window Back

APPROXIMATE DIMENSIONS:
Seat Height: 30.5 in
Seat Width: 18.0 in
Seat Depth: 18.0 in
Overall Height: 48.0 in
Overall Width: 18.0 in
Overall Depth: 23.5 in



PAV-114-B
Wraparound Back

APPROXIMATE DIMENSIONS:
Seat Height: 30.5 in
Seat Width: 18.0 in
Seat Depth: 18.0 in
Overall Height: 42.0 in
Overall Width: 22.5 in
Overall Depth: 23.5 in



PAV-115-B
Hourglass Back

APPROXIMATE DIMENSIONS:
Seat Height: 30.5 in
Seat Width: 18.0 in
Seat Depth: 18.0 in
Overall Height: 48.0 in
Overall Width: 18.0 in
Overall Depth: 23.5 in



Shown with Optional Head-to-Head Tacking

RIVERSIDE

SUSTAINABLE & STURDY

STANDARD FEATURES

- Welded Aluminum Frame Construction
- Commercial Grade, Recycled Plastic Seat and Backrest
- Eco-Friendly Outdoor Hammertone Powder Coat Finish
- Premium Nylon Glides
- *Coordinating Stack Chairs Available*



RVS-100-B

APPROXIMATE DIMENSIONS:
Seat Height: 30.5 in
Seat Width: 19.0 in
Seat Depth: 17.0 in
Overall Height: 46.0 in
Overall Width: 19.0 in
Overall Depth: 23.0 in

ROMA SERIES

ONLY THE FINEST

STANDARD FEATURES

Solid Hardwood Frame Construction | Exposed Wood Edge Around Back Perimeter *(Optional Gasser Protective Edge Available)*
Powder Coated Aluminum Back Plate with Flex Back Action | Webbed Deck Seat with High-Density Molded Foam Cushion
Premium Carpet Glides | *Coordinating Chairs Available*



ROM-100-B Arched Top

APPROXIMATE DIMENSIONS:
Seat Height: 30.5 in
Seat Width: 18.5 in
Seat Depth: 18.0 in
Overall Height: 46.0 in
Overall Width: 22.0 in
Overall Depth: 24.5 in



ROM-101-B Flat Top

APPROXIMATE DIMENSIONS:
Seat Height: 30.5 in
Seat Width: 18.5 in
Seat Depth: 18.0 in
Overall Height: 44.0 in
Overall Width: 22.0 in
Overall Depth: 24.5 in



STEEL VALLEY

MODERN INDUSTRIAL

STANDARD FEATURES

- Welded Steel Frame Construction
- Flat Wood Seat
- Curved Wood Backrest
- Eco-Friendly Powder Coat Finish
- Premium Carpet Glides
- *Custom Etching Available on Backrest*
- *Coordinating Chair Available*



Shown with Optional Custom Etching



SVC-100-B

APPROXIMATE DIMENSIONS:
Seat Height: 30.5 in
Seat Width: 16.0 in
Seat Depth: 17.0 in
Overall Height: 43.0 in
Overall Width: 18.0 in
Overall Depth: 20.0 in

BACKLESS BARSTOOLS



BWS-100

STANDARD FEATURES
All Hardwood Frame Construction
High-Density Foam Seat Cushion
Full-Rotational Swivel
Premium Carpet Glides

APPROXIMATE DIMENSIONS
Seat Height: 30.0 in
Seat Diameter 17.0 in
Overall Width: 18.0 in



BWS-200

STANDARD FEATURES
All Hardwood Frame Construction
with Metal Footrest Caps
High-Density Foam Seat Cushion
Premium Carpet Glides

APPROXIMATE DIMENSIONS
Seat Height: 30.0 in
Seat Diameter 17.0 in
Overall Width: 18.0 in




LEB-000-B

















STANDARD FEATURES
Solid Aluminum Tapered 4-Leg Base
with Circular Footrest (092)
High-Density Foam Seat Cushion
Full-Rotational Swivel
Premium Carpet Glides

APPROXIMATE DIMENSIONS
Seat Height: 30.0 in
Seat Diameter 17.0 in
Overall Width: 18.0 in

WOOD STAIN COLOR PALETTE

STANDARD COLORS				
				
Amber	Antique Slate	Cherry	Chestnut	Cinnamon
				
Ebony	Golden Oak	Heather	Husk	Mahogany
				
Natural	Oatmeal	Smoke	Walnut	

PROTECTIVE EDGE COLOR PALETTE

STANDARD COLORS				
				
Black	Champagne	Copper Oxide	Ivory Pearl	Laurel Green
				
Luxe	Matte Black	Meteor	Ochre Pearl	Olympia
				
Oslo Gray	Prosecco	Shadow Play	Sienna	Silver
				
Star Dust	Taupe	Umber		




CUSTOM COLORS AVAILABLE

Note: All colors illustrated here are made by the lithographic process and may vary from actual product colors.

POWDER COAT COLOR PALETTE

STANDARD COLORS					
					
Black	Champagne	Copper Oxide	Ivory	Laurel Green	Luxe
					
Matte Black	Meteor	Ochre	Olympia	Oslo Gray	Prosecco
					
Shadow Play	Sienna	Silver	Star Dust	Taupe	Umber

TEXTURED FINISHES

		
Silver Vein	Textured Black	Textured Bronze

WOOD GRAIN FINISHES

<i>Beauty of wood, durability and affordability of aluminum (Not available on all base options)</i>		
		
Bark	Peppercorn	Redwood
		
Saddle	Thatch	

CUSTOM COLORS AVAILABLE

Note: All colors illustrated here are made by the lithographic process and may vary from actual product colors.

UPHOLSTERY TREATMENT OPTIONS

All upholstery options may not fit all models.



SEWN, TACK TUFTING



HAND-PLEATED, DIAMOND TUFTING



CHANNEL SEWN TUFTING



HEAD-TO-HEAD TACKING

