


gasser

BACCARAT SEATING 2025





MINDFULLY MADE

Gasser has been manufacturing chairs in Youngstown, OH since 1946. We manufacture high-quality chairs while embracing our core values of being respectful, accountable, process-driven, and adaptable. It's a commitment to the things we believe in most...our people and your chair.

SIT DOWN – STAND OUT

Most chairs fill a space. Gasser chairs elevate them. Gorgeous finishes and fine tailoring make Gasser's chairs stand out above the rest. This is why our chairs call many of the most prestigious properties around the world home.

WHAT'S INSIDE MATTERS

Gasser invests the time and resources necessary to make chairs of the highest quality. This commitment requires using premium internal components and a quality assurance program in every step of the process. Add to that industry-leading customer service and it's clear how we maintain long-lasting partnerships.

TABLE OF CONTENTS

CAMBER	4
CONLEY	6
HOLLYWOOD	8
LEBARON	10
MYRA	14
PARK AVENUE	16
ROMA	18
DEALER CHAIRS	20
OPTIONS & FINISHES	22



Gasser Chair is dedicated to operating in an environmentally responsible manner through conscientious action, by fostering awareness and accountability, and by continually seeking new ways to improve our practices.

Learn about our Sustainability Program at gasserchair.com/sustainability

CAMBER

SOPHISTICATED
SURROUNDINGS

STANDARD FEATURES

- All Hardwood Frame Construction
- Fully Upholstered Wraparound Back
- Powder Coated Aluminum Back Plate with Flex Back Action
- Waterfall Contoured Seat with High-Density Molded Foam Cushion (18.0" Width)
- Premium Carpet Glides
- *Optional Casters Available*



Shown with Optional Metal Ball Casters



CMB-100

APPROXIMATE DIMENSIONS:

Seat Height: 19.0 in
Seat Width: 18.0 in
Seat Depth: 18.0 in
Overall Height: 35.5 in
Overall Width: 27.5 in
Overall Depth: 23.0 in

CONLEY SERIES

EFFORTLESSLY ELEGANT

STANDARD FEATURES

Fully Upholstered Wraparound Backrest | Solid Hardwood Frame Construction
Webbed Deck Seat with High-Density Molded Foam Seat Cushion (18.0" Width) | Flush Fit Metal Leg Sabots (Hardwood Frame)
Premium Carpet Glides | *Optional Aluminum Frame Available* | *Optional Casters Available on Aluminum Base Chair*



CNL-100
Hardwood Frame

APPROXIMATE DIMENSIONS:
Seat Height: 19.0 in
Seat Width: 18.0 in
Seat Depth: 18.0 in
Overall Height: 33.3 in
Overall Width: 22.0 in
Overall Depth: 24.0 in



CNL-100-M-C
Aluminum Frame
Shown with Optional Metal Ball Casters

APPROXIMATE DIMENSIONS:
Seat Height: 19.0 in
Seat Width: 18.0 in
Seat Depth: 18.0 in
Overall Height: 33.3 in
Overall Width: 22.0 in
Overall Depth: 24.0 in



Shown with Optional Aluminum Frame



CNL-100-M

HOLLYWOOD SERIES

LASTING APPEAL

STANDARD FEATURES

All Hardwood Frame Construction | Exposed, Decorative Back Plate (Aluminum Flex Back)
Wave Profile Seat with High-Density Molded Foam Cushion (18.0" Width) | Solid Aluminum Stretchers
Premium Carpet Glides | *Optional Aluminum Frame Available* | *Optional Casters Available*



HWD-100
Square Back | Hardwood Frame

APPROXIMATE DIMENSIONS:
Seat Height: 18.5 in
Seat Width: 18.0 in
Seat Depth: 17.8 in
Overall Height: 34.5 in
Overall Width: 18.0 in
Overall Depth: 22.9 in



Shown with Optional Custom Etched Back Plate



HWD-101
Oval Back | Hardwood Frame

APPROXIMATE DIMENSIONS:
Seat Height: 18.5 in
Seat Width: 18.0 in
Seat Depth: 17.8 in
Overall Height: 34.5 in
Overall Width: 18.0 in
Overall Depth: 22.9 in



HWD-100-C
Square Back | Aluminum Frame
Shown with Optional Metal Ball Casters

APPROXIMATE DIMENSIONS:
Seat Height: 18.5 in
Seat Width: 18.0 in
Seat Depth: 17.8 in
Overall Height: 34.5 in
Overall Width: 18.0 in
Overall Depth: 22.9 in



HWD-101-C
Oval Back | Aluminum Frame
Shown with Optional Metal Ball Casters

APPROXIMATE DIMENSIONS:
Seat Height: 18.5 in
Seat Width: 18.0 in
Seat Depth: 17.8 in
Overall Height: 34.5 in
Overall Width: 18.0 in
Overall Depth: 22.9 in

LEBARON

NOBLE PERFORMANCE

STANDARD FEATURES

- Fully Upholstered Wraparound Backrest
- Powder Coated Aluminum Back Plate with Flex Back Action
- Ergonomic Molded Foam Seat Cushion (20.0" & 18.5" Widths Available)
- 2-Piece Easy Change Seat with Upholstered Apron
- Eco-Friendly Powder Coat Finish
- *Optional Casters Available*



LEB-303-C

Shown with Optional Metal Ball Casters

APPROXIMATE DIMENSIONS:

Seat Height: 19.0 in
Seat Width: 20.0 in
Seat Depth: 17.5 in
Overall Height: 32.8 in
Overall Width: 22.0 in
Overall Depth: 25.0 in





MYRA SERIES

REFASHIONED ERGONOMICS

STANDARD FEATURES

Fully Upholstered Compound Curve Backrest | Weltless Back Panel Construction (Optional Welt Available)
 Ergonomic Wave Profile Seat with Waterfall Front | High-Strength Welded Aluminum Frame Construction
 Powder Coated Aluminum Back Plate with Flex Back Action | Eco-Friendly Powder Coat Finish
 Premium Carpet Glides | *Optional Wood Grain Finish Available on Aluminum Frames*



MYR-202

Wing Back
 Aluminum Tapered Leg Frame

APPROXIMATE DIMENSIONS:

Seat Height: 19.0 in
 Seat Width: 18.5 in
 Seat Depth: 17.5 in
 Overall Height: 36.5 in
 Overall Width: 20.5 in
 Overall Depth: 25.0 in



Shown with Optional Aluminum Finger Grip (FG-3)



MYR-203

Crescent Back
 Aluminum Tapered Leg Frame

APPROXIMATE DIMENSIONS:

Seat Height: 19.0 in
 Seat Width: 18.5 in
 Seat Depth: 17.5 in
 Overall Height: 36.5 in
 Overall Width: 20.5 in
 Overall Depth: 25.0 in



MYR-202-C

Wing Back
 Aluminum Straight Leg Frame
Shown with Optional Metal Ball Casters

APPROXIMATE DIMENSIONS:

Seat Height: 19.0 in
 Seat Width: 18.5 in
 Seat Depth: 17.5 in
 Overall Height: 36.5 in
 Overall Width: 20.5 in
 Overall Depth: 25.0 in



MYR-203-C

Crescent Back
 Aluminum Straight Leg Frame
Shown with Optional Metal Ball Casters

APPROXIMATE DIMENSIONS:


Seat Height: 19.0 in
 Seat Width: 18.5 in
 Seat Depth: 17.5 in
 Overall Height: 36.5 in
 Overall Width: 20.5 in
 Overall Depth: 25.0 in

PARK AVENUE SERIES

LUXURIOUS COMFORT

STANDARD FEATURES

- Fully Upholstered Backrest
- High-Strength Welded Aluminum Frame Construction
- Wave Profile, High-Density Molded Foam Seat Cushion (18.0" & 16.5" Widths Available)
- Powder Coated Aluminum Back Plate with Flex Back Action
- Eco-Friendly Powder Coat Finish
- *Optional Casters Available*



PAV-202-C Window Back

Shown with Optional Metal Ball Casters

APPROXIMATE DIMENSIONS:

- Seat Height: 19.0 in
- Seat Width: 18.0 in
- Seat Depth: 17.0 in
- Overall Height: 36.3 in
- Overall Width: 18.0 in
- Overall Depth: 23.5 in



PAV-214

Wraparound Back

Shown with Optional Head-to-Head-Tacking

APPROXIMATE DIMENSIONS:

- Seat Height: 19.0 in
- Seat Width: 18.0 in
- Seat Depth: 17.8 in
- Overall Height: 30.5 in
- Overall Width: 22.5 in
- Overall Depth: 23.0 in



PAV-200 Square Back

APPROXIMATE DIMENSIONS:

- Seat Height: 19.0 in
- Seat Width: 18.0 in
- Seat Depth: 17.8 in
- Overall Height: 36.3 in
- Overall Width: 18.0 in
- Overall Depth: 23.5 in



PAV-215

Wing Back

Shown with Optional Head-to-Head-Tacking

APPROXIMATE DIMENSIONS:

- Seat Height: 19.0 in
- Seat Width: 18.0 in
- Seat Depth: 19.0 in
- Overall Height: 35.8 in
- Overall Width: 18.0 in
- Overall Depth: 23.5 in

ROMA SERIES

DIGNITY ON DISPLAY

STANDARD FEATURES

All Hardwood Frame Construction with "X" Stretchers | Powder Coated Aluminum Back Plate with Flex Back Action
Exposed Wood Edge Around Back Perimeter | Wave Profile Seat with High-Density Molded Foam Seat Cushion (18.5" Width)
Premium Super Glides | *Optional Gasser Protective Edge Available* | *Optional Casters Available*



ROM-200

Arched Top Back

Shown with Optional Metal Ball Casters

APPROXIMATE DIMENSIONS:

Seat Height: 19.0 in
Seat Width: 18.5 in
Seat Depth: 18.0 in
Overall Height: 38.3 in
Overall Width: 22.0 in
Overall Depth: 24.5 in



ROM-201

Flat Top Back

Shown with Optional Metal Ball Casters

APPROXIMATE DIMENSIONS:

Seat Height: 19.0 in
Seat Width: 18.5 in
Seat Depth: 18.0 in
Overall Height: 36.0 in
Overall Width: 22.0 in
Overall Depth: 24.5 in



Shown with Optional Metal Ball Casters

Shown with Optional Hoop Stretcher Base



ROM-100

DEALER CHAIRS

STANDARD FEATURES

Adjustable Seat Height | Adjustable Seat Tilt | Adjustable Back Height and Tilt | Twin Wheel Casters
Optional Steel Circular Footrest Available



DLR-000
Dealer

APPROXIMATE
DIMENSIONS:
Overall Height: 18.0 - 23.0 in
Overall Width: 23.5 in
Overall Depth: 23.5 in



DLR-100
Dealer

APPROXIMATE
DIMENSIONS:
Seat Height: 17.8 - 23.0 in
Seat Width: 20.0 in
Seat Depth: 19.0 in
Overall Height: 37.0 - 42.0 in
Overall Width: 26.0 in
Overall Depth: 26.5 in



DLR-101
Dealer

APPROXIMATE
DIMENSIONS:
Seat Height: 17.8 - 23.0 in
Seat Width: 20.0 in
Seat Depth: 19.0 in
Overall Height: 37.0 - 42.0 in
Overall Width: 26.0 in
Overall Depth: 26.5 in



DLR-102
Dealer

APPROXIMATE
DIMENSIONS:
Seat Height: 17.8 - 23.0 in
Seat Width: 20.0 in
Seat Depth: 19.0 in
Overall Height: 33.0 - 42.0 in
Overall Width: 25.5 in
Overall Depth: 28.0 in



DLR-103
Dealer

APPROXIMATE
DIMENSIONS:
Seat Height: 18.3 - 23.5 in
Seat Width: 17.5 in
Seat Depth: 18.0 in
Overall Height: 36.0 - 41.5 in
Overall Width: 22.5 in
Overall Depth: 25.5 in





















DLR-104
Dealer

APPROXIMATE
DIMENSIONS:
Seat Height: 17.8 - 23.0 in
Seat Width: 17.5 in
Seat Depth: 18.0 in
Overall Height: 33.0 - 42.0 in
Overall Width: 25.5 in
Overall Depth: 25.5 in

PROTECTIVE EDGE COLOR PALETTE


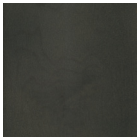










STANDARD COLORS

 Black	 Champagne	 Copper Oxide	 Ivory Pearl	 Laurel Green
 Luxe	 Matte Black	 Meteor	 Ochre Pearl	 Olympia
 Oslo Gray	 Prosecco	 Shadow Play	 Sienna	 Silver
 Star Dust	 Taupe	 Umber		

CUSTOM COLORS AVAILABLE
Note: All colors illustrated here are made by the lithographic process and may vary from actual product colors.

WOOD STAIN COLOR PALETTE

STANDARD COLORS




 Amber	 Antique Slate	 Cherry	 Chestnut	 Cinnamon
 Ebony	 Golden Oak	 Heather	 Husk	 Mahogany
 Natural	 Oatmeal	 Smoke	 Walnut	

POWDER COAT COLOR PALETTE

STANDARD COLORS





 Black	 Champagne	 Copper Oxide	 Ivory	 Laurel Green	 Luxe
 Matte Black	 Meteor	 Ochre	 Olympia	 Oslo Gray	 Prosecco
 Shadow Play	 Sienna	 Silver	 Star Dust	 Taupe	 Umber

TEXTURED FINISHES

 Silver Vein	 Textured Black	 Textured Bronze
---	--	---

CUSTOM COLORS AVAILABLE.
Note: All colors illustrated here are made by the lithographic process and may vary from actual product colors.

WOOD GRAIN FINISHES

 Bark	 Peppercorn	 Redwood
 Saddle	 Thatch	

Beauty of wood, durability and affordability of aluminum (Not available on all base options)

FINGER GRIP OPTIONS

All handle options may not fit all models. Handle position may change depending on model and options selected. Additional handle designs available. Not seeing the right handle for your project? Contact us to discuss custom handle options!



FINGER GRIP 3 (FG-3)
Solid Machined Aluminum
Fastened with Locking T-nuts



FINGER GRIP 6 (FG-6)
Solid Extruded Aluminum
Fastened with Locking T-nuts



FINGER GRIP 10 (FG-10)
Molded Polymer Inset Fastened from the Inside with Four Fasteners
**Not recommended on Fully Upholstered Models*



FINGER GRIP 11 (FG-11)
Solid Cast Aluminum
Fastened with Locking T-nuts

